

# MARIGAMI ORIGAMI



## Diagram Category Index:

Alien - [Allen](#)  
 Angel - [Angel](#)  
 Bats - [2 Bats](#)  
 Bird - [Eagle](#)  
 Bird - [Swan](#)  
 Bookcase - [Bookcase](#)  
 Bookmark - [Simple Bookmark](#)  
 Box - [Simple Box from square](#)  
 Box - [Simple Box from rectangle](#)  
 Box - [Tissue Boxes](#)  
 Box - [Truncated Cuboctahedron](#)  
 Box - [Yami's Pandora's Box](#)  
 Box - [Yami's Trinity Box](#)  
 Christmas Tree - [Yami's Tree](#)  
 Fish - [Polly the Finger Eating Fish](#)  
 Fish - [Jellyfish](#)  
 Flower - [Azalea](#)  
 Flower - [8 Petal Flower](#)  
 Flower - [Rose, Stand & Leaves](#)  
 Flower - [Tulip, Leaf & Stem](#)  
 Heart - [Heart Dish](#)  
 Holder - [Business Card Holder](#)  
 Holder - [Yami's Magic Wallet](#)  
 Modular - [Yami's Fireworks](#)  
 Modular - [Polyhedra Sonobe](#)  
 Modular - [Butterfly Ball](#)  
 Mouse - [Tanaka Mouse](#)  
 Purse - [Japanese Purse](#)  
 Tessellation - [Crowding Butterflies](#)  
 Toy - [Yami's Doodlebug](#)  
 Toy - [Yami's Dreidel](#)  
 Toy - [Yami's Jacob's Ladder](#)  
 Toy - [Yami's Little Blow Tops](#)  
 Toy - [Yami's Super Jumping Frog](#)  
 Toy - [Yami's Spinning Top](#)  
 Vase/Basket - [8 Cornered Vase](#)  
 Yoda - [Jedi Master Yoda](#)

Click on photos to enlarge.



Kawahata's Jedi Master Yoda from Star Wars.  
Folded using Mulberry paper.

## Origami Diagrams

### Folding Help:

How to **Divide** a square or rectangle into 3rds, 5ths or 7ths is [here](#).

How to cut a **Pentagon** from a square is [here](#).

How to fold a **Stretched Bird Base** is [here](#).

### Origami Bases:

- [Pig and Windmill](#) (Boat) Bases
- [Kite, Fish and Diamond](#) Bases
- [Preliminary \(Square\) and Bird](#) Bases

**Paper Money** - download a 4x10 inch oversized bill (front and back) for demonstrating money folding to a group. Print it out on light green paper for added realism.



### Yami Yamauchi's Models:

Diagrams for Yami Yamauchi's models are [here](#) in Yami's Corner.

Fireworks, Jacob's Ladder, Pandora's Box, Super Jumping Frog, Trinity Box, Little Blow Top, Spinning Top, Dreidel, Doodlebug, Christmas Tree and the Magic Wallet.

### Models:

**Bookcase** by Mari Michaelis

[PDF](#) - diagrammed by Mari Michaelis. Simple bookcase to store the books you make from David Brill's (miniature) Book model.

[Video](#) - Step-by-step video demonstration for how to fold the Bookcase.




**Angel** by Tadashi Mori

This adorable Angel inspired me to make dozens of them during the holidays.

[PDF](#) - diagrammed by Mari Michaelis.

[Video](#) - Folding demonstration by Tadashi Mori on YouTube.



**Tissue Boxes:**

**Tissue Box** by Francis Ow

This model creates a tall tissue box (family size)

*Model pictured on right*

[PDF](#) - diagrammed by Mari Michaelis

**Tissue Box V2** by Paul Ee

Based on Francis Ow's model, this version creates a lower style box.

[PDF](#) - diagrammed by Mari Michaelis.

[Video](#) - Step-by-step video demonstration for how to fold this model.



**Heart Dish:**

**Heart Dish** by Ildikó H. Vass

This model is extremely versatile -besides folding it as a dish, with a few minor changes it can be used to fold a Tree of Hearts, a Chain of Hearts perfect for decorating a gift box, or a Bat-Winged Heart Dish!

[PDF](#) - diagrammed by Mari Michaelis

[Website](#) - More models by Ildikó H. Vass

[Video](#) - Heart Dish by Leyla Torres at Origami Spirit

[Video](#) - Chain of Hearts by Leyla Torres





Fujimoto's Crowding Butterflies



Kalei Anne Lundberg's Azalea



Mantler's Bat  
10 in. origami paper



Mantler's Bat  
10 in. origami paper



Print out Mari's designs for your Butterfly Ball  
on typing paper



Kawamura's Butterfly Ball  
assembled from 12 units

Click on photos to enlarge.

[Video](#) - Tree of Hearts by Leyla Torres

[Video](#) - Bat-Winged Heart (designed by Riki Saito) by Leyla Torres

**Jedi Master Yoda** by Fumiaki Kawahata

[PDF](#) - diagrammed by Mari Michaelis.

[Video](#) - Step-by-step video demonstration for how to create the Jedi Master.



**Alien** by Riki Saito

[PDF](#) - diagrammed by Mari Michaelis.

[Flickr](#) - Riki Saito's Flickr Photostream - models, diagrams.




**Kawasaki Rose** by Toshikazu Kawasaki

[PDF](#) - Kawasaki Tubular Rose with Stand and

Leaves, Diagrammed by Carlos A. Furuti

[Video](#) - of creating the Stand and Leaves.

[Video](#) - of creating the Kawasaki Rose.



**8 Petal Flower** Traditional Model

[PDF](#) - diagrammed by Mari Michaelis.

[Video](#) - Step-by-step video demonstration.



**Azalea** by Kalei Anne Lundberg

[PDF](#) - diagram instructions from dev.origami.com.


[Video](#) - Step-by-step video demonstration. Includes how to fold George Rhoads' Double Bird Base.



**8 Cornered Basket / Vase** Traditional Model

[PDF](#) - diagrammed by Mari Michaelis.

[Video](#) - Step-by-step video demonstration.



**Jellyfish** by Michael Assis

Folded from a paper napkin, this clever model is based on the crumpling technique of Vincent Floderer.

[PDF](#) - Photo Steps diagrammed by Mari Michaelis.



**Polly the Finger Eating Fish** by Jeremy Shafer

[PDF](#) - Photo Steps diagrammed by Mari Michaelis.

[Video](#) - Step-by-step video for how to fold this Fish.




**Business Card Holder** by Mari Michaelis

This model fits all sizes of business cards. Holds approximately 8-10 business cards inside and 1 card in the front display pocket. This model was designed for Lizard Skin origami paper but can be made from any 7 inch/17.8 cm square of paper.


[PDF](#) - diagrammed by Mari Michaelis.



**Eagle** by Pascal Khadem



Cats  
(L) model designed by [Gilad Aharoni](#)  
(R) "Panter Cub" model designed by Michael G. LaFosse, Book: "Origami Jungle"



Robin and Cat  
Cat by [Gilad Aharoni](#)  
Robin by [John Montroll](#)



Truncated Cuboctahedron Box by Kenneth Kawamura

[PDF](#) - diagrammed by Mari Michaelis.  
[Video](#) - Video instructions for how to fold this model.



### Crowding Butterflies by Shuzo Fujimoto

Beautiful tessellation design.

[PDF](#) - Crease pattern instructions by Mari Michaelis.  
[Video](#) - Video instructions for how to fold this model.  
[Patterned Designs PDF for model](#): Print out several patterned designs by Mari, created for this model.



### Fireworks by Yami Yamauchi

[PDF](#) - diagrammed by Mari Michaelis.  
[Video](#) - Step-by-step video for how to fold and assemble Fireworks.


More Yamauchi model diagrams [here](#) in Yami's Corner.



### Truncated Cuboctahedron Box by Kenneth Kawamura

This unique 2 piece box has a wonderful shape and a really nice folding sequence.

[PDF](#) - diagrammed by Mari Michaelis.



### Butterfly Ball by Kenneth Kawamura

Fun modular model made from 12 units. After assembled, toss it in the air and give it a whack. The model will burst apart and butterflies will fall to the floor. FYI: The shape is a cubohemioctahedron (a faceted version of the cuboctahedron).

[PDF](#) - instructions, diagrammed by Lar deSouza. PDF created from gifs and annotated for clarification by Mari Michaelis.  
[Video](#) - Video demonstration for assembling and disassembling.

[Graphics PDF for units](#): Print out several designs by Mari, created for the ball's units.  
[Graphics JPGs for units](#): Butterfly and seasonal designs from Lar deSouza.



### Mantler's Bat by Andrea Mantler

Andrea modified Rhoades's bat to perfection.


[PDF](#) - instructions at Andrea's Origami Gallery.  
[Video](#) - Step-by-step video demonstration.



### Tessellation Bat by Anna Kastlunger

I found this model to have some very clever folds. It works best on heavier paper, like typing paper.

[PDF](#) - instructions at Origami Österreich



### Tanaka Mouse by Masashi Tanaka

My Favorite rodent.

[PDF](#) - instructions, diagrammed by Mari Michaelis.  
[Video](#) - Step-by-step video demonstration.



### Dollar Bill Polyhedra Sonobe Module

Also known as Toshie's Jewel, Crystal or Hexadron.

[Photo Steps](#) - Not a diagram, but step-by-step photos and text for creating the Polyhedra Sonobe Module from 3 dollar bills.



---

## Easy Models:

---

### Japanese Purse

[PDF](#) - diagrammed by Mari Michaelis. Traditional model of a Japanese Purse folded from letter-size (copy) paper.



---

### Rectangular Box from a Square

[PDF](#) - diagrammed by Mari Michaelis. Simple box folded from a square piece of paper. Scrapbooking paper works great for this model.



---

### Rectangular Box from a Rectangle

[PDF](#) - diagrammed by Mari Michaelis. Simple box that can be made from a rectangle, like a sheet of copy paper.



---

### Swan

[PDF](#) - diagrammed by Mari Michaelis. Simple traditional Swan.



---

### Simple Bookmark

[PDF](#) - diagrammed by Mari Michaelis. Simple bookmark to hold your place.  
[Video](#) - Video demonstration showing that this is so simple, it can even make itself.

